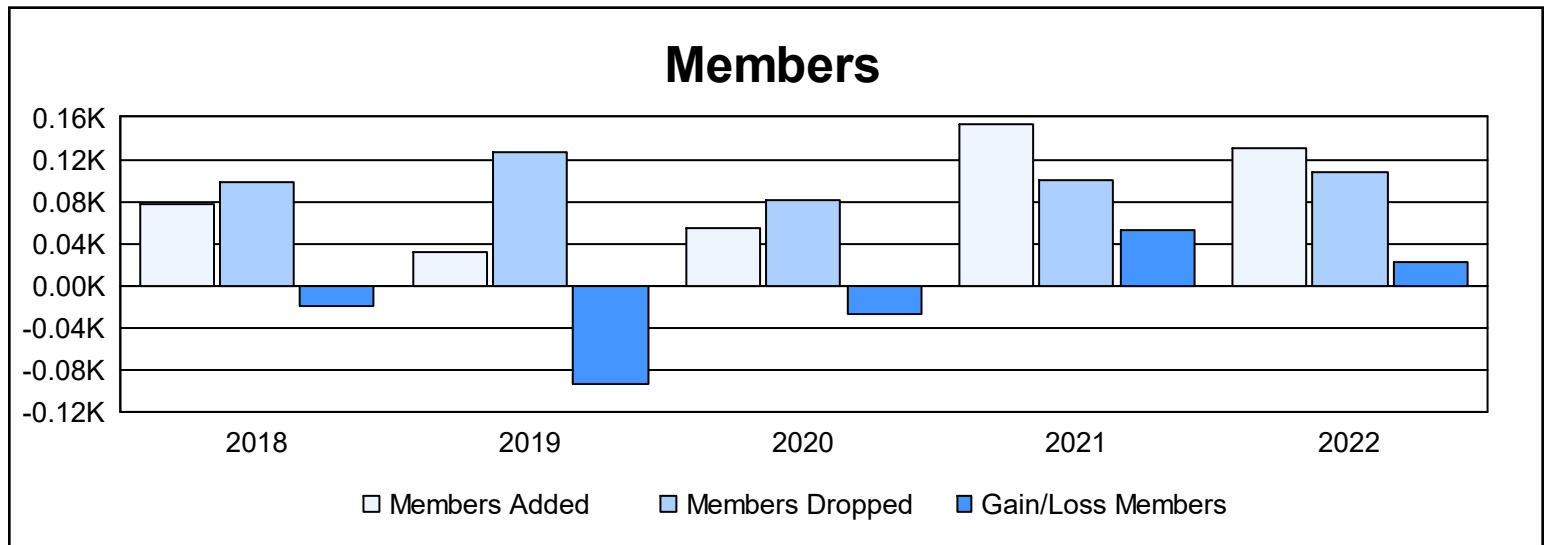
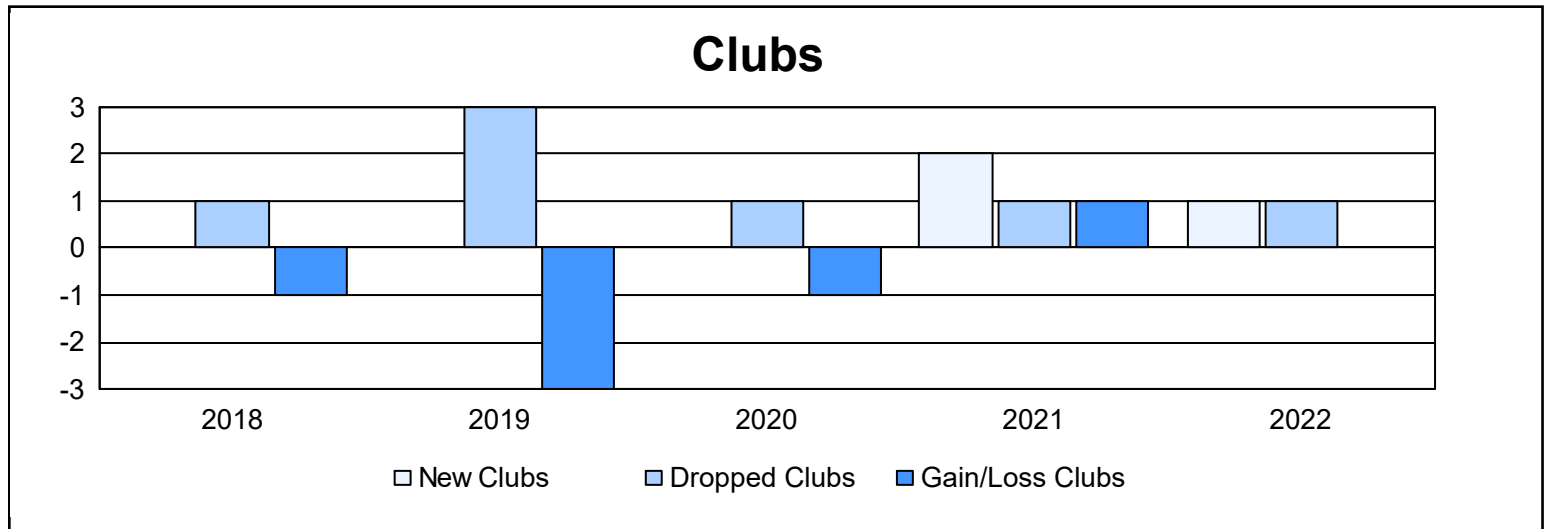
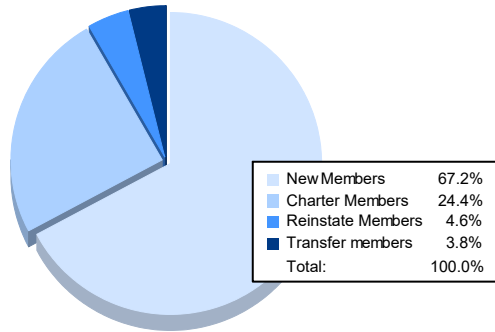


Year	New Clubs	Dropped Clubs	Gain/ Loss Clubs	New Members	Charter Members	Reinstate Members	Transfer Members	Total Member Added	Total Members Dropped	Gain/ Loss Members
2017-2018	0	1	-1	71	1	0	6	78	98	-20
2018-2019	0	3	-3	27	3	2	0	32	126	-94
2019-2020	0	1	-1	43	0	2	9	54	81	-27
2020-2021	2	1	1	105	46	0	2	153	100	53
2021-2022	1	1	0	88	32	6	5	131	108	23
<b>Average</b>	<b>1</b>	<b>1</b>	<b>-1</b>	<b>67</b>	<b>16</b>	<b>2</b>	<b>4</b>	<b>90</b>	<b>103</b>	<b>-13</b>



### Membership Composition June 2022 Cumulative



### Gender Composition June 2022 Cumulative

